

Low Profile 3.5 Pelvic System. The comprehensive solution for pelvic fracture fixation.

Ordering Information



Table of Contents

Introduction	Low Profile 3.5 Pelvic System	2
--------------	--------------------------------------	---

Ordering Information	Implants	
	Standard Implant Set	4
	Additional Implant Trays	5
	Wide Angle Plates	6
	Locking Plates	7
	J-Plates	9
	Instruments	
	Standard Instrument Set	10
	Low Profile 3.5 Pelvic Retractor Set	10
	Low Profile 3.5 Pelvic Reduction Instrument Set	11
In-situ Bending Instrument Set	12	

Low Profile 3.5 Pelvic System.

The comprehensive solution for pelvic fracture fixation.

System

The Low Profile 3.5 Pelvic System and the DCP Pelvic Reconstruction Plate System are intended for pelvic and acetabular reconstructive surgery.

They are comprised of four main elements:

- A range of new implants
- Instruments for plate and screw fixation
- Retraction instruments
- Reduction instruments

Implants

The Low Profile 3.5 Pelvic System features a wide range of redesigned stainless steel plates in a variety of precontoured shapes, including:

- Straight reconstruction plates
(low profile, wide angle and locking versions available)
- Curved reconstruction plates
(low profile, 88 and 108 mm radius of curvature versions available)
- J-shaped reconstruction plates
(low profile and locking, left and right versions available)
- Pubic symphysis plate

Technical Information

Reconstruction Plates 3.5 with low profile (straight, curved, J-shaped):

Height (mm) = 2.7

Width (mm) = 10.2

Reconstruction Plates 3.5 with low profile and coaxial combi-holes (straight, J-shaped):

Height (mm) = 3.7

Width (mm) = 10.1

Low Profile Reconstruction Plates 3.5 with wide Angle:

Height (mm) = 3.7

Width (mm) = 10.1

Symphyseal Plates 3.5 (with coaxial combi-holes, exclusively or in combination with two DCP holes):

Height (mm) = 3.4

Width (mm) = 10

Coaxial combi-holes in locking plates

Allow the use of locking screws or cortex screws in the same round conical plate hole

Uniform cross section

Improved contourability

Low profile and rounded edges

Minimize the risk of soft tissue irritation



Instruments

The instrument range is specifically designed to improve function with Reconstruction Plates 3.5 with low profile.

Instruments for plate and screw fixation


- Bending pliers and irons allow for simplified and uniform 3D-bending of the plates.
- Bending templates support visualization of the final plate shape and facilitate plate bending away from the operative field.
- The ratcheting screwdriver handle, due to its size and anatomical shape, simplifies the insertion of long screws. It also features a 3-way ratchet mechanism (forward – locked – reverse) which minimizes glove wind-up and reduces the risk of slipping.

Retraction instruments

- Provide more options to aid the surgeon with the chosen approach.
- A range of Hohmann, blunt, spoon shaped, sciatic nerve and malleable retractors are available.
- Radioluscent retractors allow for improved visibility when using a C-arm.


Reduction forceps

- A wide range of forceps, redesigned to reduce weight and improve function.



Standard Implant Set

01.100.002	Low Profile 3.5 Reconstruction Plate Set (includes cases, lids, trays and implants)
690.912	Graphic Case for 2 Inserts, without contents
690.426	Lid for Low Profile 3.5 Pelvic Implants
690.436	Insert for Low Profile 3.5 Reconstruction Plate Set, without contents
690.437	Insert for Low Profile 3.5 Screw Set, without contents



Set contents


Low Profile 3.5 Reconstruction Plates

Art. No.	Holes	Length mm	Art. No.	Holes	Length mm
245.023	3	39	245.031	11	143
245.024	4	52	245.032	12	156
245.025	5	65	245.033	13	169
245.026	6	78	245.034	14	182
245.027	7	91	245.035	15	195
245.028	8	104	245.036	16	208
245.029	9	117	245.038	18	234
245.030	10	130	245.039	20	260



Low Profile 3.5 Curved Reconstruction Plates

88 mm radius	108 mm radius	Holes	Length mm
245.906	245.876	6	78
245.908	245.878	8	104
245.910	245.880	10	130
245.912	245.882	12	156
245.914	245.884	14	182
245.916	245.886	16	208



Symphyseal Plates with Coaxial Combi-Holes

Art. No.	Holes	Length mm
02.100.004	4	57
02.100.006	6	78



Bending Templates

Straight		Curved (88 mm radius)		Curved (108 mm radius)	
Art. No.	Holes	Art. No.	Holes	Art. No.	Holes
03.100.034	20	03.100.036	16	03.100.037	16
03.100.050	14*	03.100.060	12*	03.100.070	12*
03.100.051	8*	03.100.061	6*	03.100.071	6*



* Optional, not part of the set

Screws

Pelvic screws feature a deep hexagonal recess which minimizes stripping of the screwhead or driver.

Recommended standard in set

204.810–204.838	Cortex Screws \varnothing 3.5 mm, self-tapping, 10–38 mm (in 2 mm increments)
204.640–204.750	Pelvic Cortex Screws \varnothing 3.5 mm, self-tapping, 40–150 mm (in 5 mm increments)

Additionally available

Rack for Low Profile Locking Screws \varnothing 3.5 mm

01.100.122	including contents
690.438	excluding contents

Contains space for:

213.010–213.095	Locking Screws \varnothing 3.5 mm, hexagonal recess, self-tapping, 10–40 mm (in 2 mm increments)*, 45–95 mm (in 5 mm increments)
or	
212.101–212.131	Locking Screws \varnothing 3.5 mm, Stardrive recess, self-tapping, 10–40 mm (in 2 mm increments), 45–95 mm (in 5 mm increments)

* 34 and 36 mm not available



Screw Forceps

319.970	Screw Forceps, self-holding, length 85 mm
---------	---

Washer

219.980	Washer \varnothing 7.0/3.6 mm, for Screws \varnothing 2.7 to 4.0 mm, Stainless Steel
---------	--

Additional Implant Trays

The Low Profile 3.5 Pelvic System is modular and can be customized to match the customer's needs.

Art. No. including contents	Art. No. excluding contents	
01.100.022	690.424	Insert for Low Profile 3.5 Reconstruction Plate Set with wide Angle
01.100.032	690.423	Insert for Low Profile 3.5 Reconstruction J-Plate Set
01.100.042	690.435	Insert for Low Profile 3.5 Reconstruction Plate Set with coaxial Combi-Holes

Note: These implant trays do not include Graphic Cases or lids, which must be ordered separately. Each tray occupies one level in a Graphic Case; the trays can be combined, as required, in one, two or three level Graphic Cases.

Graphic Cases and lid

690.911	Graphic Case for 1 Insert, without contents
690.912	Graphic Case for 2 Inserts, without contents
690.913	Graphic Case for 3 Inserts, without contents
690.429	Lid for Low Profile 3.5 Pelvic System

Configuration examples

Ordering only the Wide Angle Plate Set

01.100.022	Insert for Low Profile 3.5 Reconstruction Plate Set with wide Angle
690.911	Graphic Case for 1 Insert, without contents
690.429	Lid for Low Profile 3.5 Pelvic System

Ordering the Wide Angle Plate Set and J-Plate Set

01.100.022	Insert for Low Profile 3.5 Reconstruction Plate Set with wide Angle
01.100.032	Insert for Low Profile 3.5 Reconstruction J-Plate Set
690.912	Graphic Case for 2 Inserts, without contents
690.429	Lid for Low Profile 3.5 Pelvic System


Ordering the Wide Angle Plate Set, J-Plate Set and Coaxial Combi-Hole Set

01.100.022	Insert for Low Profile 3.5 Reconstruction Plate Set with wide Angle
01.100.032	Insert for Low Profile 3.5 Reconstruction J-Plate Set
01.100.042	Insert for Low Profile 3.5 Reconstruction Plate Set with coaxial Combi-Holes
690.913	Graphic Case for 3 Inserts, without contents
690.429	Lid for Low Profile 3.5 Pelvic System

Wide Angle Plates


Additional implant tray for Low Profile 3.5 Reconstruction Plate Set with wide Angle.

Wide angle plates feature larger diameter holes in a thicker plate, allowing maximum screw angulation while reducing the need for plate adaptation.



Insert for Low Profile 3.5 Reconstruction Plate Set with wide Angle

01.100.022	including contents
690.424	excluding contents



Set contents

Straight Plates

Art. No.	Holes	Length mm	Art. No.	Holes	Length mm
02.100.203	3	39	02.100.211	11	143
02.100.204	4	52	02.100.212	12	156
02.100.205	5	65	02.100.213	13	169
02.100.206	6	78	02.100.214	14	182
02.100.207	7	91	02.100.215	15	195
02.100.208	8	104	02.100.216	16	208
02.100.209	9	117	02.100.218	18	234
02.100.210	10	130	02.100.220	20	260



Bending Templates

Straight

Art. No.	Holes
03.100.034	20
03.100.050	14*
03.100.051	8*

* Optional, not part of the set




Locking Plates

Additional implant tray for Low Profile 3.5 Reconstruction Plate Set with coaxial combi-holes.

Coaxial combi-hole plates allow the use of locking screws or cortex screws in the same round conical plate hole.

Insert for Low Profile 3.5 Reconstruction Plate Set with coaxial combi-holes

01.100.042	including contents
690.435	excluding contents



Set contents

Straight Plates

Art. No.	Holes	Length mm	Art. No.	Holes	Length mm
02.100.103	3	39	02.100.111	11	143
02.100.104	4	52	02.100.112	12	156
02.100.105	5	65	02.100.113	13	169
02.100.106	6	78	02.100.114	14	182
02.100.107	7	91	02.100.115	15	195
02.100.108	8	104	02.100.116	16	208
02.100.109	9	117	02.100.118	18	234
02.100.110	10	130	02.100.120	20	260



Symphyseal Plates

Art. No.	Holes	Length mm
02.100.004	4	57
02.100.006	6	78



Bending Templates

Straight

Art. No.	Holes
03.100.034	20
03.100.050	14*
03.100.051	8*

* Optional, not part of the set



Instruments

03.100.040	LCP Drill Sleeve 3.5, short, with thread, for Drill Bits Ø 2.8 mm
03.100.045	Screwdriver Shaft Stardrive 3.5, T15, length 250 mm, for AO/ASIF Quick Coupling
310.288	Drill Bit Ø 2.8 mm, length 165 mm, for AO/ASIF Quick Coupling
312.648	LCP Drill Sleeve 3.5, for Drill Bits Ø 2.8 mm
324.031	Plate Holder with thread Ø 3.5 mm, long
324.214	Drill Bit Ø 2.8 mm, with Scale, length 200/100 mm, 3-flute, for Quick Coupling
511.773	Torque Limiter, 1.5 Nm, for AO/ASIF Quick Coupling
02.200.003	Threaded Pin Stardrive Ø 3.5 mm, Stainless Steel

Additionally required

690.438	Rack for Low Profile 3.5 Locking Screws with Stardrive recess (fits into 690.437)
---------	---

J-Plates


Additional implant tray for Low Profile 3.5 Reconstruction J-Plate Set.

J-Plates are precontoured to fit the pelvic brim.

Insert for Low Profile 3.5 Reconstruction J-Plate Set

01.100.032 including contents

690.423 excluding contents



Set contents


J-Plates, 88 mm radius

Non-locking	Locking	Holes	Length mm
Left			
245.930	02.100.361	10	130
245.932	02.100.363	12	156
245.934	02.100.365	14	182
245.936	02.100.367	16	208
Right			
245.920	02.100.360	10	130
245.922	02.100.362	12	156
245.924	02.100.364	14	182
245.926	02.100.366	16	208



Curved Plates, 88 mm radius


Art. No.	Holes	Length mm
245.906	6	78
245.908	8	104



Bending Templates

Art. No.	Holes
Curved (88 mm radius)	
03.100.036	16
03.100.060	12*
03.100.061	6*
J-Plates	
03.100.035	16
03.100.080	12*

* Optional, not part of the set



Standard Instrument Set

01.100.013 Low Profile 3.5 Pelvic Instrument Set (complete set)

Includes:

690.912 Graphic Case for 2 Inserts (without contents)

690.431 Insert for Low Profile 3.5 Pelvic Instrument Set (without contents)

690.427 Lid for Low Profile 3.5 Pelvic Instrument Set

Set contents

310.370 Drill Bit \varnothing 3.5 mm, length 195/170 mm, 2-flute, for Quick Coupling

311.310 Tap for Cortex Screws \varnothing 3.5 mm, calibrated, length 175 mm

311.431 Handle with Quick Coupling*

314.090 Holding Sleeve, for Nos. 314.070, 314.550 and 314.570

314.570 Screwdriver, hexagonal, small, \varnothing 2.5 mm, length 270 mm

315.920 Drill Bit \varnothing 2.5 mm, calibrated, length 230/205 mm, 3-flute, for Quick Coupling

324.210 Drill Bit \varnothing 2.5 mm, calibrated, length 300 mm, with Quick Coupling, for Percutaneous Insertion

319.091 Depth Gauge for Cortex Screws \varnothing 3.5 mm, measuring range up to 150 mm

329.080 Bending Iron for Reconstruction Plates 3.5 and 4.5, length 190 mm


03.100.031 Bending Pliers for Reconstruction Plates 3.5

03.100.032 Ratcheting Handle with AO/ASIF Quick Coupling

03.100.033 Screwdriver Shaft, hexagonal, for Screws \varnothing 3.5 mm, length 250 mm

03.100.045 Screwdriver Shaft Stardrive 3.5, T15, length 250 mm, for AO/ASIF Quick Coupling

* Optional, not part of the set



Low Profile 3.5 Pelvic Retractor Set

01.100.004 Complete Set

Includes:

690.913 Graphic Case for 3 Inserts (without contents)

690.421 Insert, bottom, for Low Profile 3.5 Pelvic Retractor Set (without contents)

690.432 Insert, top, for Low Profile 3.5 Pelvic Retractor Set (without contents)

690.422 Lid for Low Profile 3.5 Pelvic Retractor Set

Set contents

398.550 Pelvic Retractor, blunt

or

03.100.107 Radioluscent Pelvic Retractor, blunt, length 274 mm, Aluminium

399.270 Bone Lever, long narrow tip, width 18 mm, length 235 mm

or

03.100.109 Radioluscent Hohmann Retractor, width 18 mm, length 240 mm, Aluminium

03.100.011 Pelvic Retractor, medium, length 268 mm

or

03.100.111 Radioluscent Pelvic Retractor, medium, length 268 mm, Aluminium

03.100.012 Pelvic Retractor, large, length 323 mm

or

03.100.112 Radioluscent Pelvic Retractor, large, length 323 mm, Aluminium

03.100.013 Retractor for Sciatic Nerve

03.100.014 Retractor for Sciatic Nerve, long

03.100.015 Retractor, malleable, width 20 mm, length 330 mm

03.100.016 Retractor, malleable, width 30 mm, length 330 mm

03.100.017 Retractor, malleable, width 40 mm, length 330 mm



Low Profile 3.5 Pelvic Reduction Instrument Set

01.100.003	Complete Set
Includes:	
690.913	Graphic Case for 3 Inserts (without contents)
690.433	Insert, bottom, for Instrument Set Low Profile 3.5 for Pelvic Reduction (without contents)
690.434	Insert, top, for Instrument Set Low Profile 3.5 for Pelvic Reduction (without contents)
690.428	Lid for Instrument Set Low Profile 3.5 for Pelvic Reduction

Set contents

294.680	Schanz Screw \varnothing 6.0 mm, length 190/50 mm, Stainless Steel
393.100	Universal Chuck with T-Handle
398.520	Bone Hook, sharp, medium, length 230 mm*
398.530	Bone Hook, sharp, large, length 200 mm*
398.650	Pliers for Screw Removal, length 205 mm
398.740	Pelvic Reduction Forceps, small, length 190 mm, for use with Cortex Screws \varnothing 3.5 and 4.5 mm
398.750	Pelvic Reduction Forceps, medium, length 250 mm, for use with Cortex Screws \varnothing 3.5 and 4.5 mm
398.880	Pelvic Reduction Forceps, large, adjustable, speed lock, length 330 mm
399.980	Reduction Forceps, large, with Points, ratchet lock, length 200 mm
03.100.018	Ball Spike, straight, with pointed ball tips \varnothing 6.5 mm, length 300 mm
03.100.019	Ball Spike, straight, long, with pointed ball tips \varnothing 6.5 mm, length 400 mm
03.100.020	Pelvic Reduction Forceps with pointed ball tips \varnothing 6.5 mm, length 250 mm
03.100.021	Pelvic Reduction Forceps, angled, with pointed ball tips \varnothing 6.5 mm, length 200 mm
03.100.022	Pelvic Reduction Forceps, angled, with pointed ball tips \varnothing 6.5 mm, length 240 mm
03.100.023	Pelvic Reduction Forceps with pointed ball tips \varnothing 6.5 mm, length 400 mm
03.100.024	Pelvic Reduction Forceps, asymmetric, with pointed ball tips \varnothing 6.5 mm
03.100.025	Pelvic Reduction Forceps, small, for Screws \varnothing 3.5 mm, length 250 mm
03.100.027	Disc, round, hole \varnothing 6.5 mm
or	
03.100.120	Spiked Disc, round, hole \varnothing 6.5 mm
03.100.028	Disc, rectangular, hole \varnothing 6.5 mm
or	
03.100.121	Spiked Disc, rectangular, hole \varnothing 6.5 mm
03.100.029	Bone Hook, medium, long, length 330 mm
03.100.030	Bone Hook, large, long, length 330 mm

* Optional, not part of the set



In-situ Bending Instrument Set

01.100.090 In-situ Bending Instruments, with Lid, with Contents


Includes:

68.100.090 Tray for In-situ Bending Instruments, without Lid, without Contents

68.000.101 Lid for Modular Tray, size 1/1

Set contents

	Qty
03.100.090 In-situ Bender	1
03.100.091 In-situ Bending and Twisting Handle, straight	2
03.100.092 In-situ Bending and Twisting Handle, 90°	1
03.100.093 In-situ Bending and Twisting Handle, 120°	1



Note: Please refer to Pelvic Implants and Instruments technique guide (036.001.161) for further information about the in-situ bending instrumentation.



Synthes GmbH
Eimattstrasse 3
CH-4436 Oberdorf
www.synthes.com

All technique guides are available as PDF files at
www.synthes.com/lit



CE
0123