

IDEAL[®] Suture Shuttle Grasper

Surgical Technique



IDEAL[®] Suture Shuttle Grasper

This single-use, sterile, packaged device offers consistent, reproducible tissue penetration with speed and versatility.

1. Establish the placement of two working portals as needed. (Fig. 1) Depending on the desired angle of the IDEAL[®] Suture Shuttle Grasper that is chosen for the repair, the size of the working portal cannula needs to be taken into consideration. Insert a DePuy Synthes Mitek Sports Medicine labral anchor for the repair. (Fig.1)
2. Retrieve the sutures using a DePuy Synthes Mitek Sports Medicine grasper grabber and withdraw the ends out of the opposite cannula. (Fig.2)
3. Choose the appropriate angled IDEAL Suture Shuttle Grasper; be sure it is in the "closed" position before inserting it through the working portal and approximating the bite of labrum. (Fig.3)



Figure 1

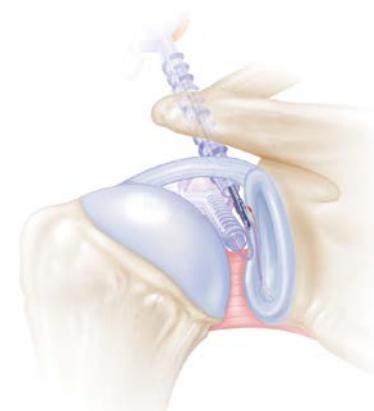


Figure 2

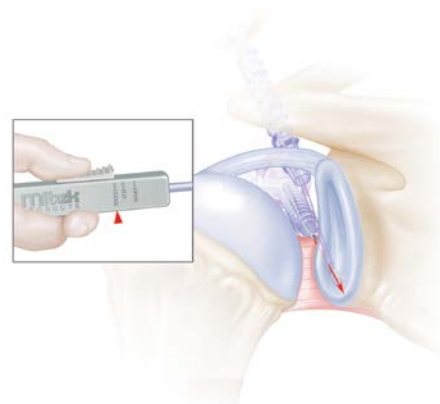


Figure 3

4. Advance the needle tip of the IDEAL Suture Shuttle Grasper through the tissue. Use the needle tip to place the Grasper near the suture that you intend to retrieve. Advance the thumb slide to the "OPEN" position, exposing the nitinol hook. (Fig.4)
5. Capture the suture with the now exposed nitinol hook, then retract the thumb slide into the "SLIP" position. This setting will capture the suture within the nitinol hook, but also allow the IDEAL Suture Shuttle Grasper to be removed with the suture retrieved out the cannula as well. (Fig.5)
6. Outside the cannula, the thumb slide can be placed in the "OPEN" position and the suture released from the nitinol hook. The other limb of suture can then be retrieved from inside the shoulder and the two limbs can be tied arthroscopically to finish the anchor repair. (Fig.6)

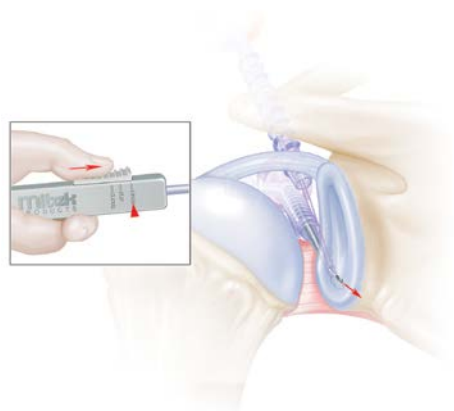


Figure 4

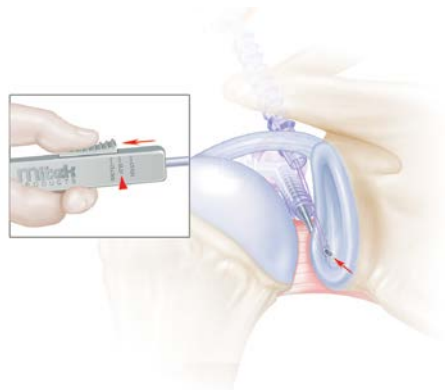


Figure 5

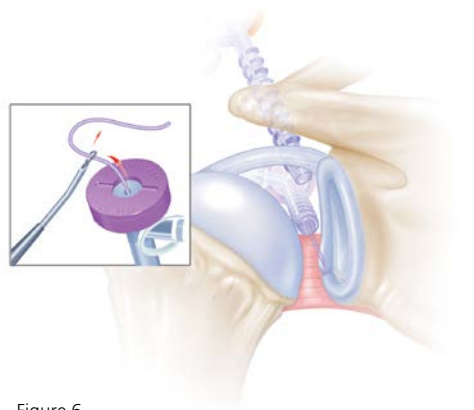


Figure 6

Limited Warranty and Disclaimer: DePuy Synthes Mitek Sports Medicine products are sold with a limited warranty to the original purchaser against defects in workmanship and materials. Any other express or implied warranties, including warranties of merchantability or fitness, are hereby disclaimed.

Please also refer to the package insert(s) or other labeling associated with the devices identified in this surgical technique for additional information.

CAUTION: Federal Law restricts these devices to sale by or on the order of a physician.

Some devices listed in this surgical technique may not have been licensed in accordance with Canadian law and may not be for sale in Canada.

Please contact your sales consultant for items approved for sale in Canada.

Not all products may currently be available in all markets.



PART OF THE *Johnson & Johnson* FAMILY OF COMPANIES

DePuy Mitek Inc.
325 Paramount Drive
Raynham, MA 02767
T. +1 (800) 382-4682

Medos International SARL
Chemin-Blanc 38
Le Locle
CH-2400
Switzerland

www.depuysynthes.com