TRUMATCH™

Personalized Solutions Shoulder System

The TRUMATCH™ Personalized Solutions Shoulder System, enables surgeons to analyze the patient's glenohumeral anatomy in multiple dimensions and perform pre-surgical planning in a 3D environment. This advanced, web-based software offers real-time planning for anatomic and reverse total shoulder arthroplasty.

Through the use of Pre-Surgical Planning alone, or in conjunction with the optional patient-specific glenoid guide, surgeons can take their pre-operative experience and transfer it to the operating room.

Clinical Relevance

Accurate restoration of anatomy is critical in reestablishing proper glenohumeral joint function.

Proper placement of components reduce the risk of dislocation, decrease component wear, loosening and need for revision surgery.[1,2,3,4]

Product Compatibility

INHANCE™
Shoulder System

GLOBAL ICON™
Stemless Shoulder System

DELTA XTEND™
Reverse Shoulder System

GLOBAL™ APG
Anchor Peg Glenoid

GLOBAL UNITE™
Platform Shoulder System

GLOBAL™ STEPTECH™
Anchor Peg Glenoid

powered by materialise

DePuy Synthes
THE ORTHOPAEDICS COMPANY OF Johnson & Johnson

TRUMATCH™ Personalized Solutions Shoulder

3D Software and Guide

The use of Pre-Surgical Planning, in conjunction with the glenoid guide, may reduce variability in glenoid component inclination, including the risk of extreme inclination errors for total and reverse shoulder arthroplasty when compared with standard pre-operative planning and instrumentation.[5]

TRUMATCH™ Personalized Solution Shoulder System Offering

- 2D & 3D Visualization
- Reconstruction of the Premorbid Scapula
- Head Diameter Estimation
- Glenoid & Humeral Component Positioning
- Bone Removal Tool
- Case Planning Report
- Anatomic Bone Model
- Patient Specific Glenoid Guide

Glenoid Defect Quantification

Bone-Graft Planning

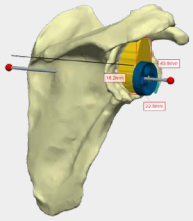

Humeral Planning

Range of Motion Simulation

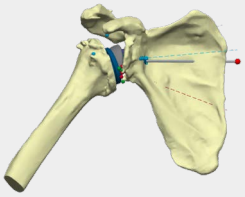

Plan Comparison

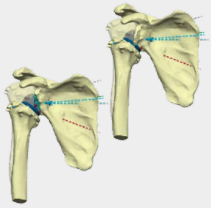

Muscle Elongation

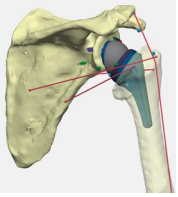

Contact your local DePuy Synthes Shoulder Reconstruction sales consultant for more information.

Please refer to the instructions for use for a complete list of indications, contraindications, warnings and precautions.

DePuy Synthes
THE ORTHOPAEDICS COMPANY OF Johnson & Johnson

Distributed By:
DePuy Ireland UC
Loughbeg, Ringaskiddy
Co. Cork, Ireland
Tel: + 353 21 4914 000
Fax: + 353 21 4914 199

Manufactured By:
Materialise NV
Technologielaan 15
3001 Leuven
Belgium
Tel: +1 (734) 259-6669
DPSsupport@materialise.be

www.jnjmedicaldevices.com

© DePuy Synthes 2018, 2021, 2023. All rights reserved.
094171-230203 DSUS

References:

1. Iannotti JP, Weiner S, Rodriguez E, et al. Three-dimensional imaging and templating improve glenoid implant positioning. J Bone Joint Surg [Am] 2015;97:651-8.
2. Papadonikolakis A, Neradilek MB, Matsen FA., III Failure of the glenoid component in anatomic total shoulder arthroplasty: a systematic review of the English-language literature between 2006 and 2012. J Bone Joint Surg [Am] 2013;95:2205-12.
3. Iannotti JP, Greeson C, Downing D, Sabesan V, Bryan JA. Effect of glenoid deformity on glenoid component placement in primary shoulder arthroplasty. J Shoulder Elbow Surg 2012;21:48-55.
4. Gomes N. Patient-specific instrumentation for total shoulder arthroplasty. EFORT Open Rev 2016; 1:177-182. DOI: 10.1302/2058-5241.1.000033.
5. Heylen S, Van Haver A, Vuylsteke K, Declercq G, Verborgt O. Patient-specific instrument guidance of glenoid component implantation reduces inclination variability in total and reverse shoulder arthroplasty. J Shoulder Elbow Surg 2016;25:186-92.